

INSTALLATION INSTRUCTIONS



Tritone Sounder with VID (Part No. 10-1110 (All variants))

General

The Tritone Sounder with VID is a high output low current internal (Type A-IP21C) fire alarm sounder, that provides the user with three user selectable tones (J1) and a volume selection (J2) with an integral visual indicator device (VID).

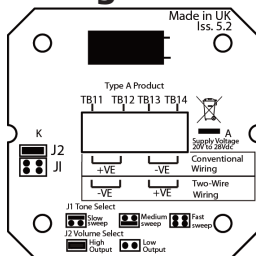
Specification

Maximum Conductor Size	2.5 mm ² per terminal
Tone 1 - J1 (Position 1) Slow Sweep Tone 800Hz to 970Hz swept at 1Hz)	92-96 dB(A) J2 Fitted, 86-90 dB(A) J2 Not Fitted
Tone 2 - J1 (Position 2) Medium Sweep Tone 800Hz to 970Hz swept at 3Hz)	92-96 dB(A) J2 Fitted, 86-90 dB(A) J2 Not Fitted
Tone 3 - J1 (Not Fitted) Fast Sweep Tone 800Hz to 970Hz swept at 9Hz)	92-96 dB(A) J2 Fitted, 86-90 dB(A) J2 Not Fitted
Operating current (typical)	14 mA (J2 Fitted) / 11.5mA (J2 Not Fitted)
Operating voltage (typical)	24 V dc (20 - 28 V dc)
Approval	EN 54-3 :2001+A1:2002+A2:2006 CE DoP:2821-CPR-0227 UKCA DoP:0843-CPR-1142
Operating Temperature	-5° to +50° Celsius
Operating humidity	95% non-condensing
Material	Fire rated ABS
Knockouts	4 off 20 mm round, 1 off rectangular

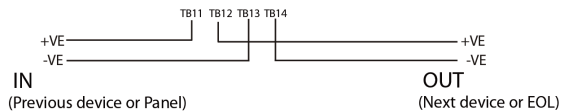
Installation

If installing a surface backbox, fit the back box with the twin 20mm knockouts in the vertical plane either at the top or bottom as appropriate to the installation. Remove the required knockouts and fit the box to the building substrate (Note: Mounting screws not supplied). Once installed use appropriate glands if required by the local installation code of practice prior to installing the cables.

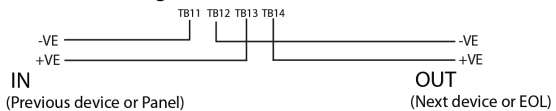
Wiring



Conventional Wiring



Two-Wire Wiring

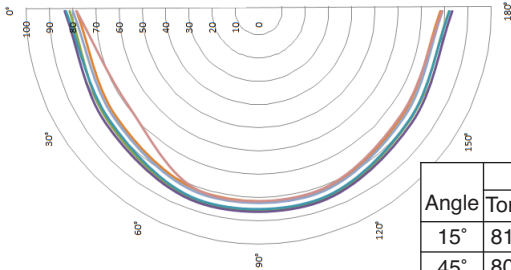


Once the cables have been wired to the front-plate then the front-plate should be screwed to the surface backbox or recessed backbox depending upon the installation using the supplied screws (fitted to frontplate)

Polar Plots

All the Polar data was taken at 28 V dc supply and at 1m distance

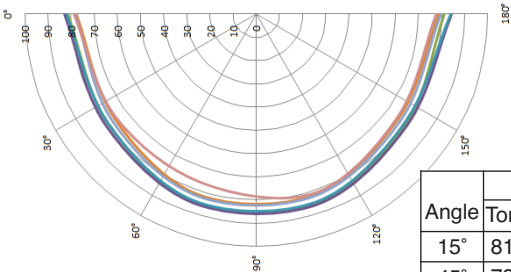
Horizontal



Inner Plot - J2 Not Fitted
Outer Plot - J2 Fitted

Angle	J2 Fitted			J2 Not Fitted		
	Tone 1	Tone 2	Tone 3	Tone 1	Tone 2	Tone 3
15°	81.34	83.44	82.94	78.34	79.94	78.34
45°	80.24	81.54	79.44	76.24	77.24	69.24
75°	85.44	86.24	85.04	81.34	82.34	81.34
105°	85.44	86.04	84.84	81.84	82.34	81.24
135°	80.14	81.44	79.84	76.34	77.34	75.74
165°	81.84	83.24	82.04	78.14	79.04	78.84

Vertical



Inner Plot - J2 Not Fitted
Outer Plot - J2 Fitted

Angle	J2 Fitted			J2 Not Fitted		
	Tone 1	Tone 2	Tone 3	Tone 1	Tone 2	Tone 3
15°	81.44	82.84	82.04	77.74	78.24	78.74
45°	79.44	80.74	79.44	75.94	77.34	75.24
75°	85.24	85.84	84.84	81.74	82.44	76.44
105°	85.44	86.14	84.94	81.84	82.34	81.14
135°	80.04	80.84	79.34	76.04	77.34	75.44
165°	81.14	84.34	83.94	78.84	79.64	77.64



The Declaration of Performance for CE and UKCA can be found on the website:

CE DOP (www.vimpex.co.uk/products/detail/p48-identifire-tritone-vid)

UKCA DOP (www.vimpex.co.uk/products/detail/p48-identifire-tritone-vid)

* Vimpex Sweden AB - Importer for CE regulatory purposes

Vimpex Limited
Star Lane, Great Wakering
Essex SS3 0PJ
UK
+44(0) 1702 216 999
sales@vimpex.co.uk
web: www.vimpex.co.uk

Vimpex Sweden AB*
Mekanikervägen 6
564 35 Bankeryd
Sverige
+46 (0) 36-37 10 65
sales@vimpex.se
E&OE

Vimpex Europe BV
de Gouwe 28
Dronten, 8253 PA
Netherlands
+44(0) 1702 216 999
sales@vimpex.co.uk
3500031_REV0305