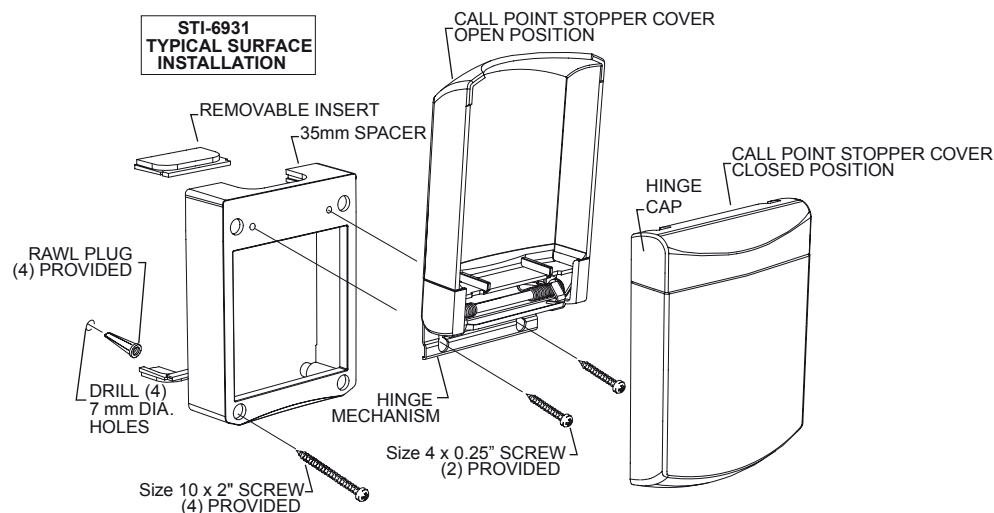
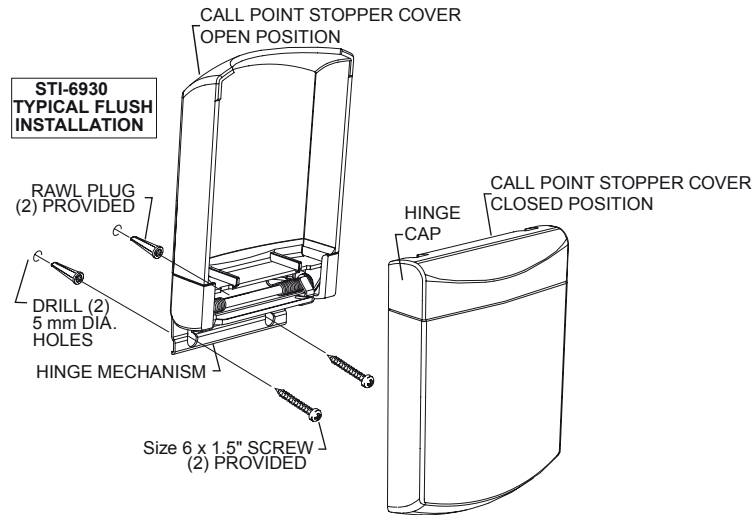


CALL POINT STOPPER

The Call Point Stopper is an aesthetic inexpensive cover, which provides a secure fit to a wide range of electrical switches and call points. The cover prevents misuse of the device without restricting legitimate operation. It is ideal for schools, colleges, hospitals, nursing homes, hotels and all public buildings where there is a risk of malicious or accidental activation. Moulded from tough clear polycarbonate material, the cover features a stainless steel torsion spring that keeps the cover closed.



Installation Data for STI-6930 & STI-6931

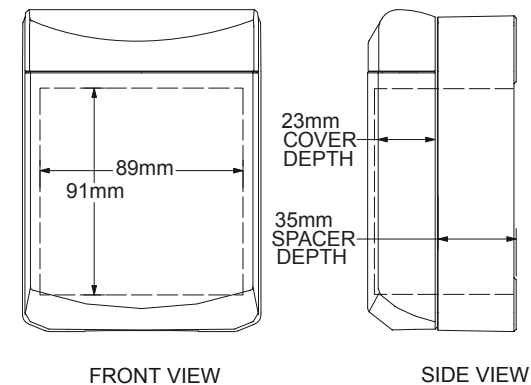
Flush Mount Application

1. Position the Call Point Stopper centrally over the device to be protected and mark the position for the two fixing holes. Using a 5mm masonry drill bit, drill the marked holes and insert the size 4-8 rawl plugs provided.
2. Secure the cover to the wall only with the fixings provided.

Surface Mount Application

3. The surface spacer provides cable entry facilities for conduit, cable and trunking. Depending on the method of installation, fit the required inserts into the spacer.
4. Place the spacer centrally over the device to be protected and mark the position for the four fixing holes. Using a 7mm masonry drill bit, drill the marked holes and insert the size 8-12 rawl plugs provided.
5. Fix the spacer to the wall with the four fixing screws provided. Fix the cover to the spacer using the fixings provided (NB: the fixings are already located in the spacer).

Dimensions for the STI-6930 and STI-6931





Safety Technology International
 Taylor House, 34 Sherwood Road, Bromsgrove
 Worcestershire, B60 3DR, England
 Telephone: +44 (0) 1527 520 999
 Fax: +44 (0) 1527 501 999
 E mail: info@sti-emea.com Web: www.sti-emea.com



ID6930_6931 • Revised 02/17-005 • Printed in England

Need help? Call our Technical Support Team on +44 (0)1527 520 999